

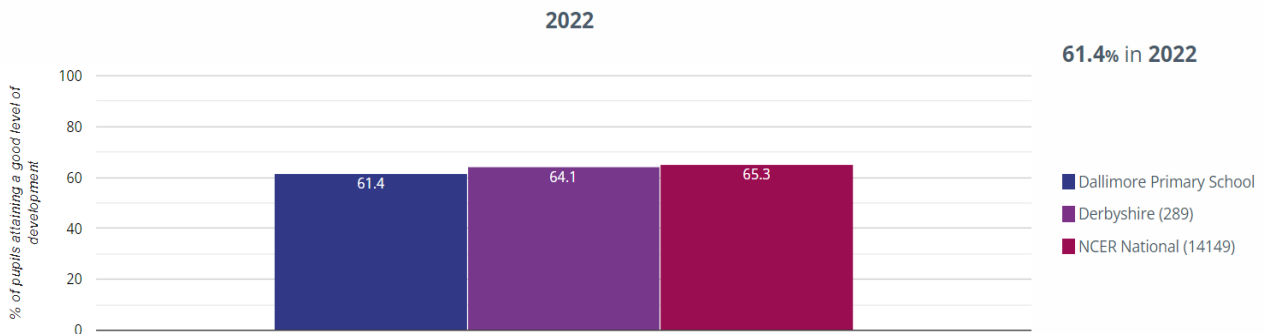


Dallimore Primary and Nursery School End of year Data Headlines 2022

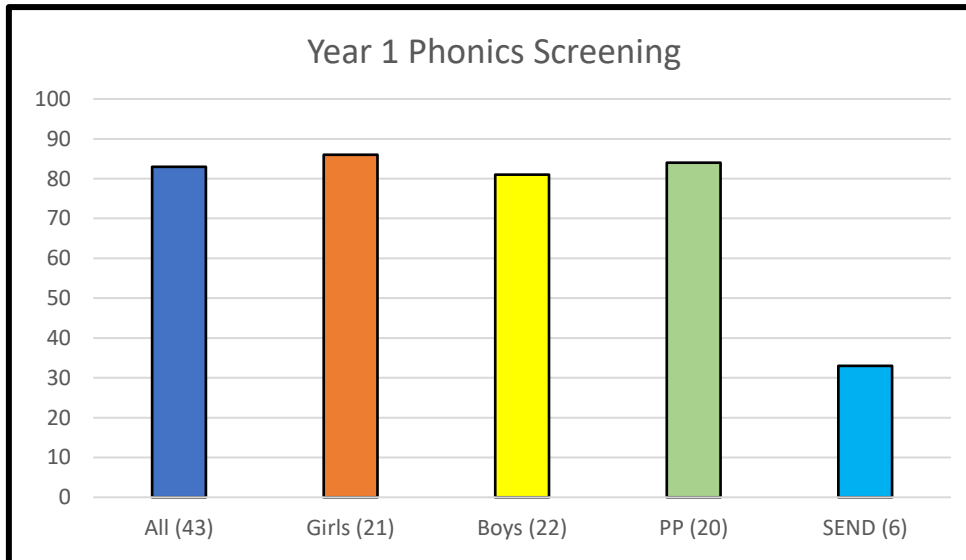
Statutory data returns

EYFS

★ Good Level Of Development

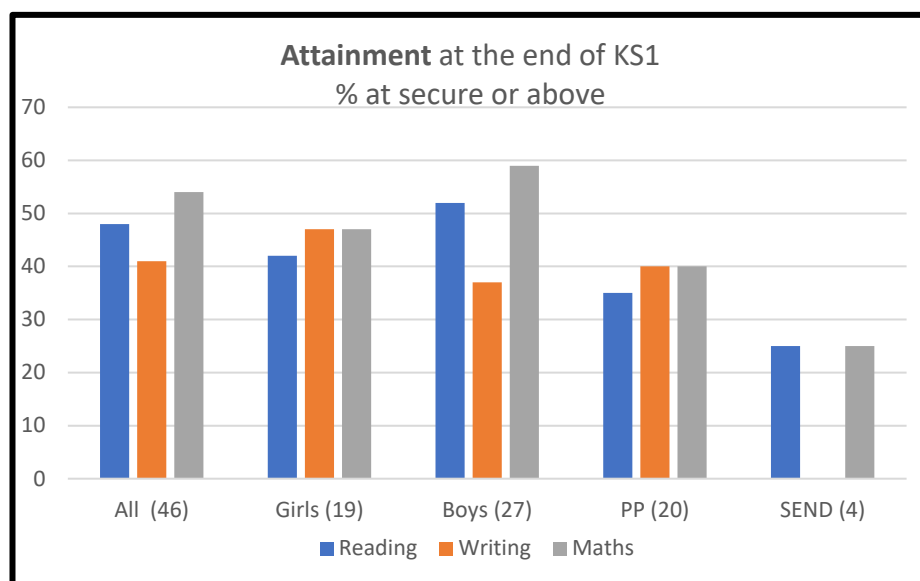


Phonics Screening (National Data for 2019 was 82%)



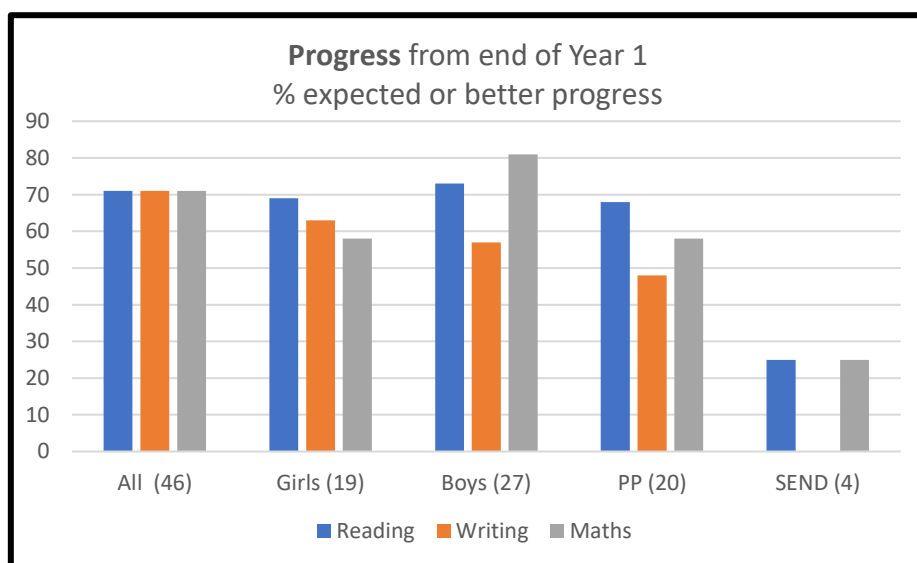
All (43)	83
Girls (21)	86
Boys (22)	81
PP (20)	84
SEND (6)	33

KS1



2019 KS1 results

Reading	60.9%
Writing	50%
Maths	60.9%



Year 4 Multiplication Check:

There are 43 children in year 4. There were 25 questions

70% scored 20 or over

84% scored 18 or over

There is no pass mark for this check but we are confident that this would be at least in line with national data.

KS2

Results nationally have seen a drop from 2019 apart from in Reading

	National % at standard	Dallimore % at standard	Dallimore % at greater depth	National average point score	Dallimore average point score
Reading	74%	78%	22%	105	105
Writing	69%	67%	4%	N/A	
SPAG	72%	83%	22%	105	105.8
Maths	71%	76%*	11%	104	104
WRM Combined	59%	61%	4%	N/A	

* one child's Maths paper has gone 'missing'. We are hoping that he will be awarded **at standard** as over two papers he has scored 51 with the threshold for being at standard is 58 points over the three papers. This would bring the Maths % up to 78%

Progress from KS1

It should be noted that we have had 12 new admissions since these children were in Key Stage 1. We have no KS1 result for these pupils. We will receive our progress measure when the National Data is released (usually Sept).

2019 KS2 results

	National %	Dallimore %	National Av Pt	Dallimore Av Pt
Reading	73.2	66	104.4	103.4
Writing	78.5	68		
SPAG	78	78	106.3	106.6
Maths	78	86	105	105.4
WRM Combined	65	50		